



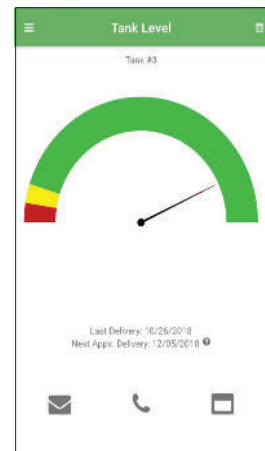
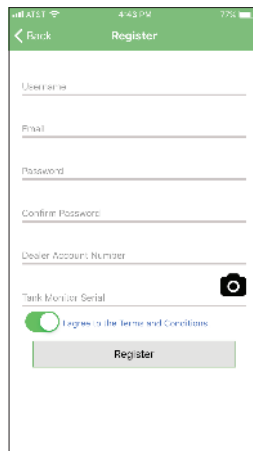
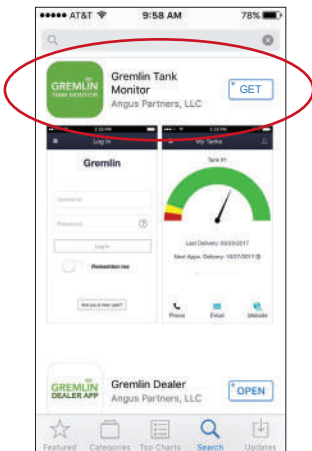
GREMLIN®

Once you download your GREMLIN® Tank Monitor App, you'll put your fuel supply at your fingertips.

You can check: Current fuel level Approximate next delivery date Gallons you've been burning

With the tap of an icon, you can call or email us, or access your account on our website, directly from the app. Just follow the instructions below, and enjoy a whole new level of confidence.

Fuel account number: _____ Your tank monitor ID #: _____



Step 1:

Search "GREMLIN® Tank Monitor" in App store.

Tap 'GET' next to GREMLIN® Tank Monitor to download.

Do not download the GREMLIN® Dealer App. That is for use by the technicians.

Note: Allow Push Notifications so if we are not receiving readings in our office, or detect any other issues, we can alert you.

Step 2:

Register your tank monitor ID#.

Click the box "Are you a new user?"

Enter your desired username and password (there are no restrictions), your email address, your fuel account number, and your tank monitor ID#. You may find your fuel account number and tank monitor ID# at the top of this sheet. If not, then the tank monitor ID# is located under the barcode on the sticker attached to the monitor. If there are multiple zero's at the start of the serial number, please enter ONLY numbers that follow the 0's.

Tap register to proceed, and you are all set!

Step 3:

You're now ready to use the app!

Each time you use your app, you will be asked to enter your username and password. If you choose "Remember Me" then next time you'll just need to click "Log In".



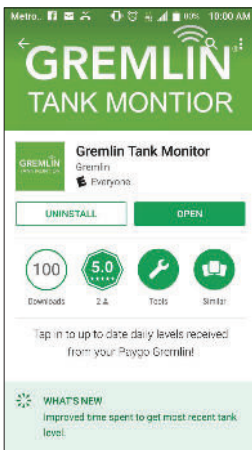
GREMLIN®

Once you download your GREMLIN® Tank Monitor App,
you'll put your fuel supply at your fingertips.

You can check: Current fuel level Approximate next delivery date Gallons you've been burning

With the tap of an icon, you can call or email us, or access your account on our website, directly from the app. Just follow the instructions below, and enjoy a whole new level of confidence.

Fuel account number: _____ Your tank monitor ID #: _____



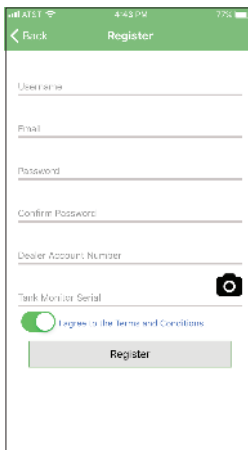
Step 1:

Search "GREMLIN® Tank Monitor" in Google Play.

Tap 'INSTALL' next to GREMLIN® Tank Monitor to download.

Do not download the GREMLIN® Dealer App. That is for use by the technicians.

Note: Allow Push Notifications so if we are not receiving readings in our office, or detect any other issues, we can alert you.



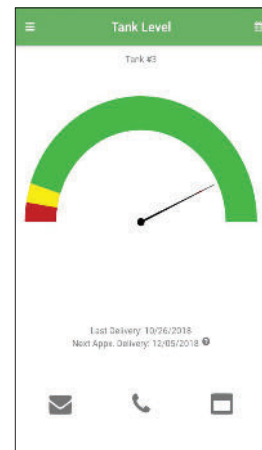
Step 2:

Register your tank monitor ID#.

Click the box "Are you a new user?"

Enter your desired username and password (there are no restrictions), your email address, your fuel account number, and your tank monitor ID#. You may find your fuel account number and tank monitor ID# at the top of this sheet. If not, then the tank monitor ID# is located under the barcode on the sticker attached to the monitor. If there are multiple zero's at the start of the serial number, please enter ONLY numbers that follow the 0's.

Tap register to proceed, and you are all set!



Step 3:

You're now ready to use the app!

Each time you use your app, you will be asked to enter your username and password. If you choose "Remember Me" then next time you'll just need to click "Log In".